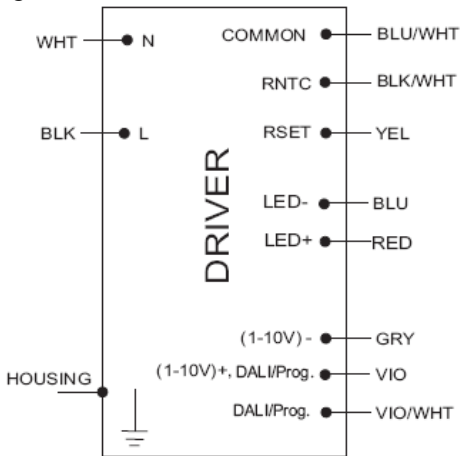


### Electrical Specifications

Output Power (W)	Output Voltage (V)	Output Current (A)	Efficiency@ Max Load	Max Case Temp. (°C)	Input Current				Max. Input Power (W)	Inrush Current (A <sub>pk</sub> /50%-μs)		THD @ Max Load (%)	Power Factor @ Max Load	Surge Protection Common/Diff (KV)	Weight (Lbs/kgs)	Envir. Protection Rating
					1	2	2	2		120 Vin	58/140					
75	80 ~ 152	0.350 – 0.70	> 92%	80 °C	0	0	4	7	85	230 Vin	108/140	20	>0.95	3/3	2.8/ 1.27	UL Dry & Damp
					2	0	0	7		277 Vin	126/140					
					7	45	35	3								

#### Wire Diagram



Input and output use lead-wires.  
Lead-wires are 18AWG 105C/600V solid copper.

Standard Lead Length is 500mm+/-10mm on all wires outside the can

Dimming Method	Dimming Range	Minimum Output Current (A)	Min (typ). Output Power(W)	Other Comments
1-10V Isolated	10% ~ 100%	0.05	30	Dimming source current: 150 μA
DALI	1 ~ 255 10% ~ 100%	0.05	30	Linear or Logarithmic variation

#### Enclosure



	in. (mm)
Case Length	8.38 (211.1)
Case Width	2.35 (59.1)
Case Height	1.47 (37.1)
Mounting Length	9.0 (226.2)
Mounting Width	1.7 (42.9)
Overall Length	9.54 (240.5)



Revised 04/05/2012

# Xitanium 929000702302

75W .35-.7A Prog GL sXt

## Electrical Specifications

<b>9290 007 02302</b>	
Brand Name	XITANIUM
Description	Xitanium 75W .35-.7A Prog GL sXt
Input Voltage	120~200~240~277
Input Frequency	50/60Hz
RoHS	Yes
Status	Active

## Product Data

Order code	929000702302
Full product code	929000702302
Full product name	Xitanium75W .35-0.7A Prog GL sXt
Net weight per piece	1.27 KG / 2.8 lbs
Interfaces	1-10V Dimming, DALI, RSET,NTC, PLS,CLO
Ambient Temp Range	-40C to +55C
Corresponding Tcase	-15C to +80C
Cycling Temperature	-20C to -40C limited to (400cycles max)
Line Voltage	120-277V
Line Current	0.7A @ 120V, 0.35A @ 240V, 0.3 @ 277V
Line Frequency	50/60Hz
Envir. Protection Rating	UL Dry & Damp
Life @ TC 70 C	100000 hr [nom] refer to graph below
Life @ TC 80 C	50000 hr [nom] refer to graph below
Suitable for Outdoor use?	Yes
Max TC	80C
Inrush current Width	Refer to table
Maximum ballast number on MCB 16A	11 [max]
Input Over-voltage	Can survive input over-voltage stress of 320VAC for 48 hours and 350VAC for 2 hours
LED Current Tolerance	+/-5%
Earth leakage current	0.7 mA [max]
Mains voltage safety (AC)	+/-10%
Mains voltage performance (AC)	+/-10%
Min. Mains voltage operational	108 V [min]
Output peak voltage	305V [max]
Output Current ripple	30% @ 700 mA (ripple = pk-pk/avg)
THD total	< 20%
THD 3 <sup>rd</sup> Harmonic	< 15%
PF @ Max Load	>0.95
Wire Isolation	All wires are Double isolated to ground
Protections	Short Circuit and Open Circuit Protection for LED + and LED-
Standby power	<1.0W

Revised 04/05/2012

# Xitanium 929000702302

75W .35-.7A Prog GL sXt

## Electrical Specifications

9290 007 02302	
Brand Name	XITANIUM
Description	Xitanium 75W .35-.7A Prog GL sXt
Input Voltage	120~200~240~277
Input Frequency	50/60Hz
RoHS	Yes
Status	Active

## Installation & Application Notes:

### Section I – Physical Characteristics

- 1.1 LED Driver shall be installed inside an electrical enclosure
- 1.2 Wiring inside electrical enclosure shall comply with 600V/105°C rating or higher.

### Section II – Performance

- 2.1 LED Driver has a rated lifetime of 50,000 hours @ TC ≤80C.
- 2.2 LED Driver tolerates sustained open circuit and short circuit output conditions without damage.
- 2.3 LED Driver maximum allowable case temperature is 80°C – see product label for measurement location.
- 2.4 LED Driver reduces output power to LEDs if its case temperature exceeds >90°C –thermal protection and eventually reduces output current to zero.
- 2.5 LED Driver complies with the requirements of UL, CSA, CE, ENEC, CISPR 15 Ed 7.2 and CQC (TBD).

### Section III – UL Conditions of Acceptability (File E321253)

When installed in the end-use equipment, the following are among the considerations to be made:

- 3.1 The equipment shall be installed in compliance with the enclosure, mounting, spacing, casualty and segregation requirements of the ultimate application.
- 3.2 The driver case must be grounded in the end-use application.
- 3.3 The driver is suitable for use in “DAMP” and “DRY” locations.
- 3.4 The secondary and the dimming circuits should be considered as part of the primary circuit in the end-use application.
- 3.5 When the drivers are installed in the end-use application, the case temperature should not exceed the temperature limits specified in the following table:

Model No.	Input Voltage, Hz	Max. Case @ Tc, °C
929000702302	120-277, 50/60	80

- 3.6 The leakage current test should be repeated in the end device. In tests, as a component, test results were higher than 0.5 MIU but lower than 0.75 MIU. The measured leakage current values were as follows:

Model Number	Test Voltage, V, 60 Hz	Measured Leakage, MIU
929000702302	120	0.28
929000702302	277	0.71

Revised 04/05/2012

# Xitanium 929000702302

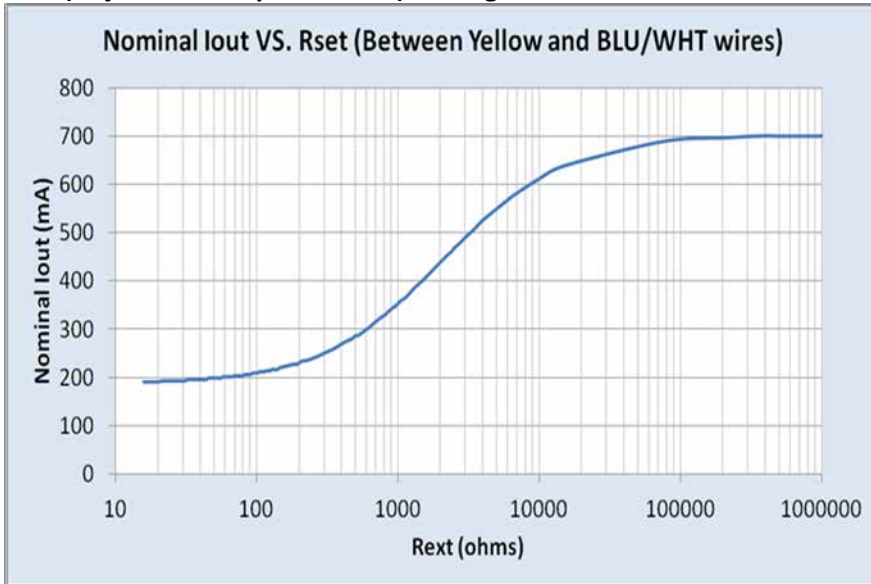
75W .35-.7A Prog GL sXt

**9290 007 02302**

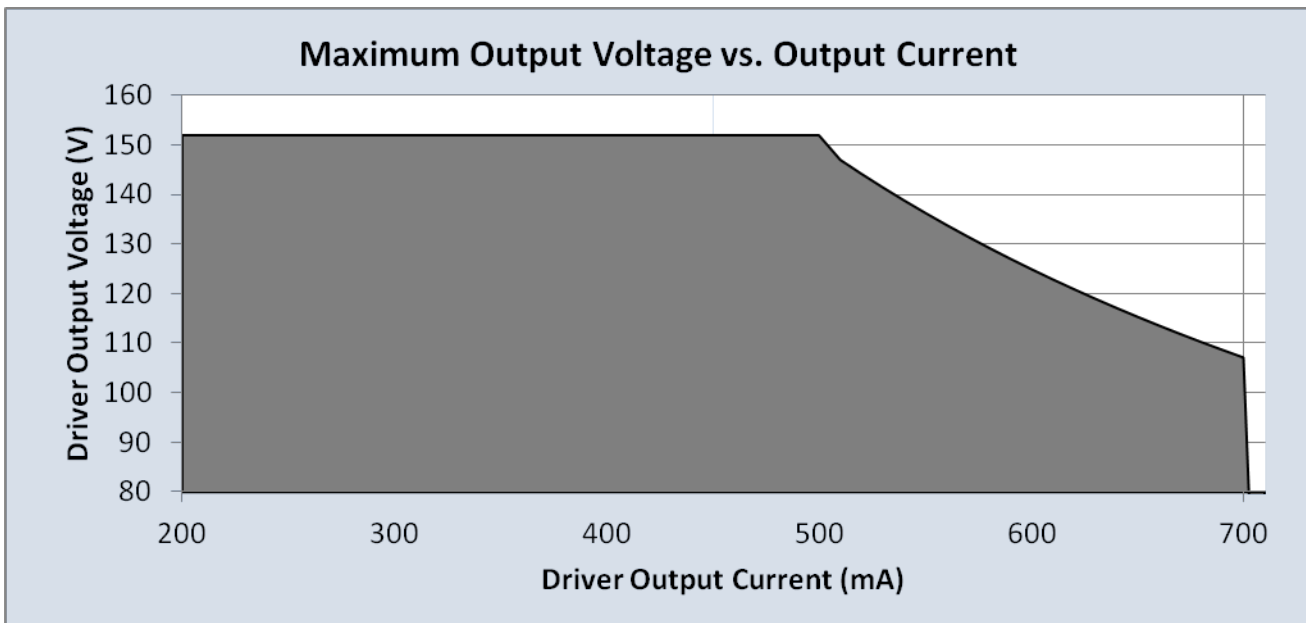
## Electrical Specifications

Brand Name	XITANIUM
Description	Xitanium 75W .35-.7A Prog GL sXt
Input Voltage	120~200~240~277
Input Frequency	50/60Hz
RoHS	Yes
Status	Active

### AOC (Adjustable Output Current) Settings:



Rset (Ohms)	Current(mA)
1	191
100	214
620	309
910	347
935	350
1500	406
2200	455
3000	494
4115	530
4300	536
8200	599
18000	649
100000	691
1000000	700



Revised 04/05/2012

# Xitanium 929000702302

75W .35-.7A Prog GL sXt

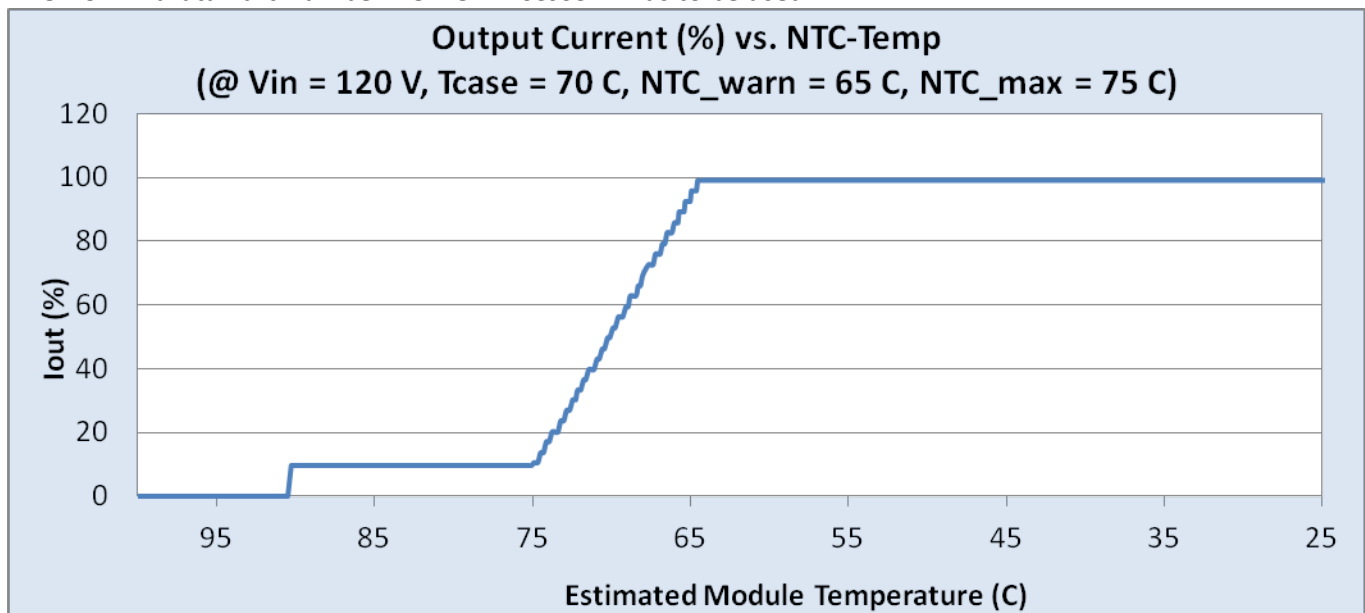
## Electrical Specifications

9290 007 02302	
Brand Name	XITANIUM
Description	Xitanium 75W .35-.7A Prog GL sXt
Input Voltage	120~200~240~277
Input Frequency	50/60Hz
RoHS	Yes
Status	Active

## Temperature Profile Settings:

Module Thermal protection can be implemented between 55C to 85 C.

NTC from Murata Part Number NCP18XH103J03RB has to be used.



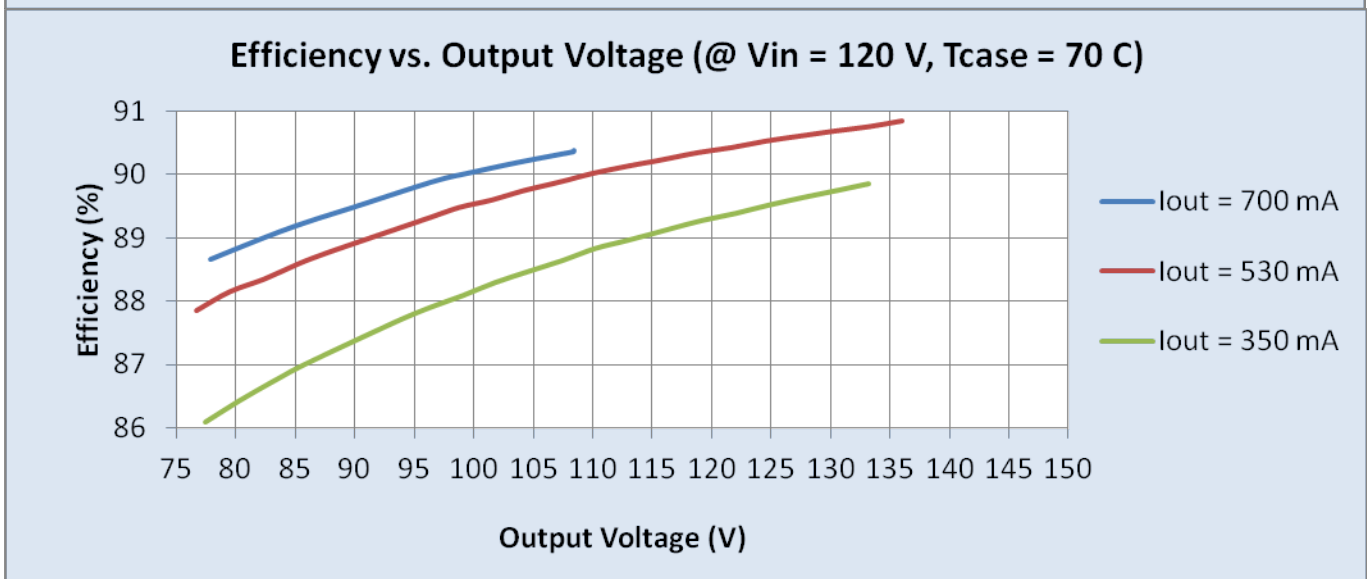
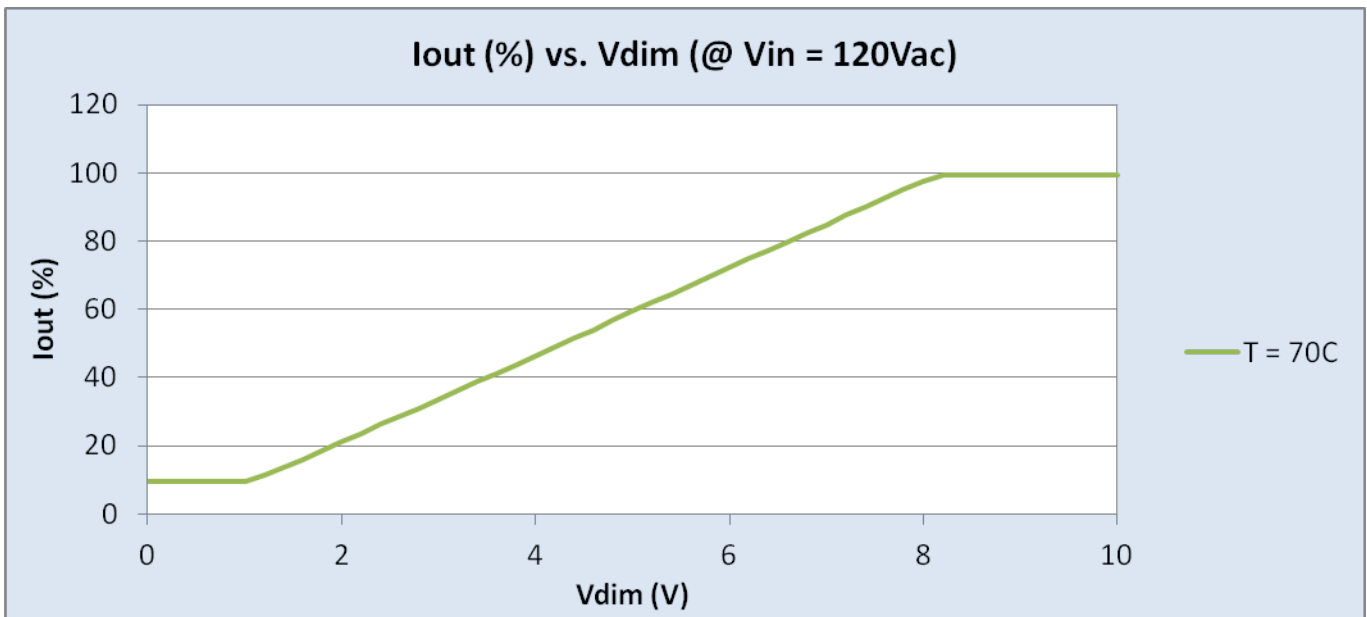
Revised 04/05/2012

# Xitanium 929000702302

75W .35-.7A Prog GL sXt

## Electrical Specifications

9290 007 02302	
Brand Name	XITANIUM
Description	Xitanium 75W .35-.7A Prog GL sXt
Input Voltage	120~200~240~277
Input Frequency	50/60Hz
RoHS	Yes
Status	Active



Revised 04/05/2012

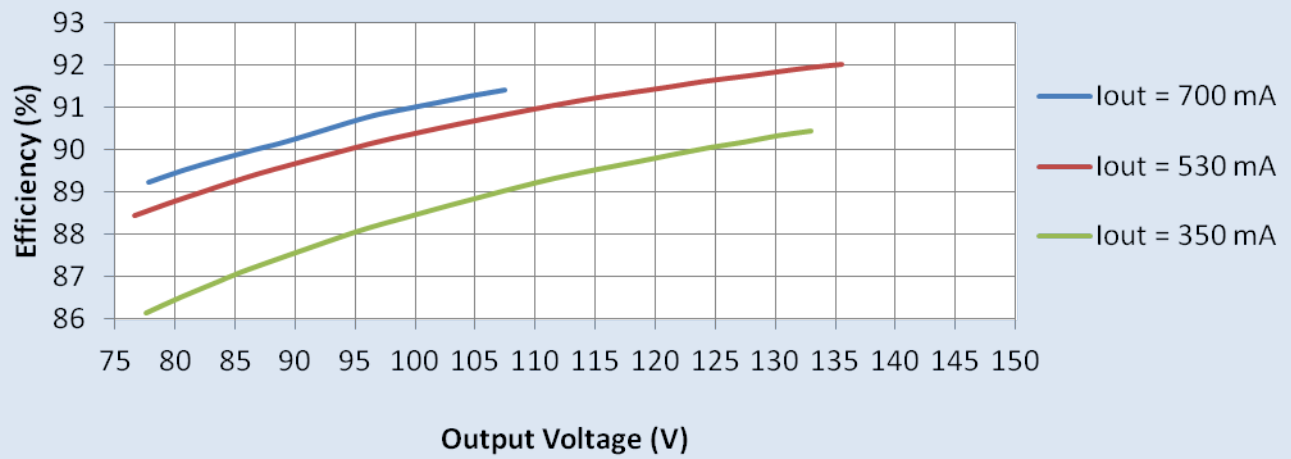
# Xitanium 929000702302

75W .35-.7A Prog GL sXt

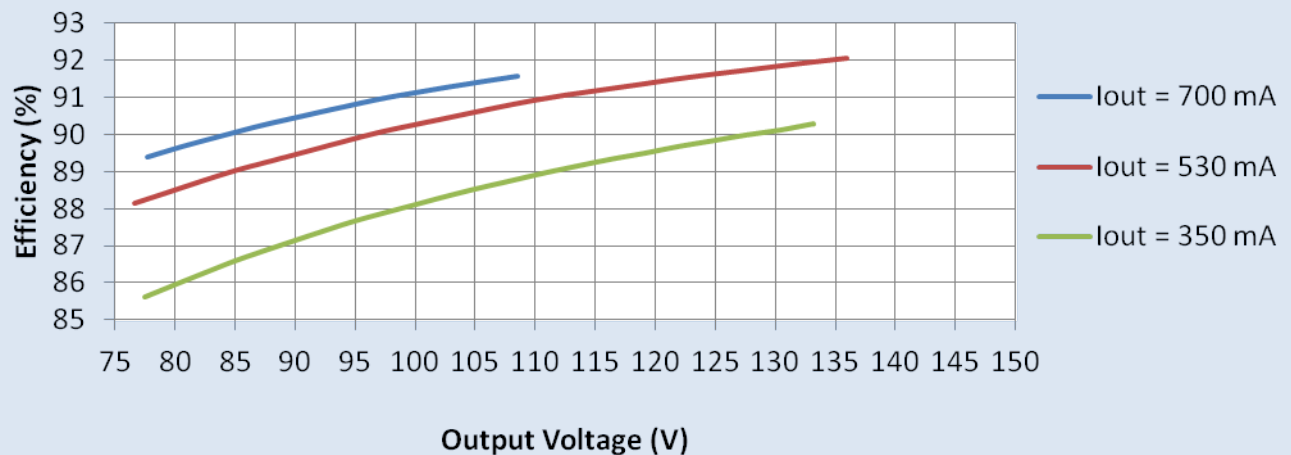
## Electrical Specifications

9290 007 02302	
Brand Name	XITANIUM
Description	Xitanium 75W .35-.7A Prog GL sXt
Input Voltage	120~200~240~277
Input Frequency	50/60Hz
RoHS	Yes
Status	Active

### Efficiency vs. Output Voltage (@ Vin = 200 V, Tcase = 70 C)



### Efficiency vs. Output Voltage (@ Vin = 230 V, Tcase = 70 C)



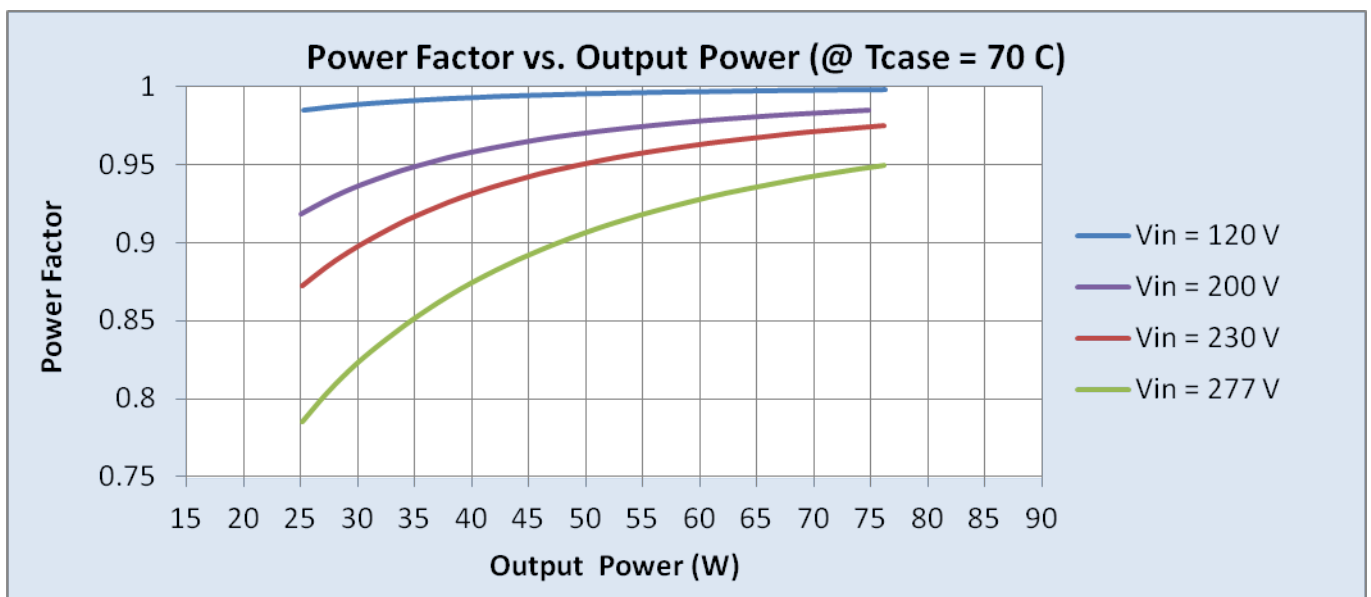
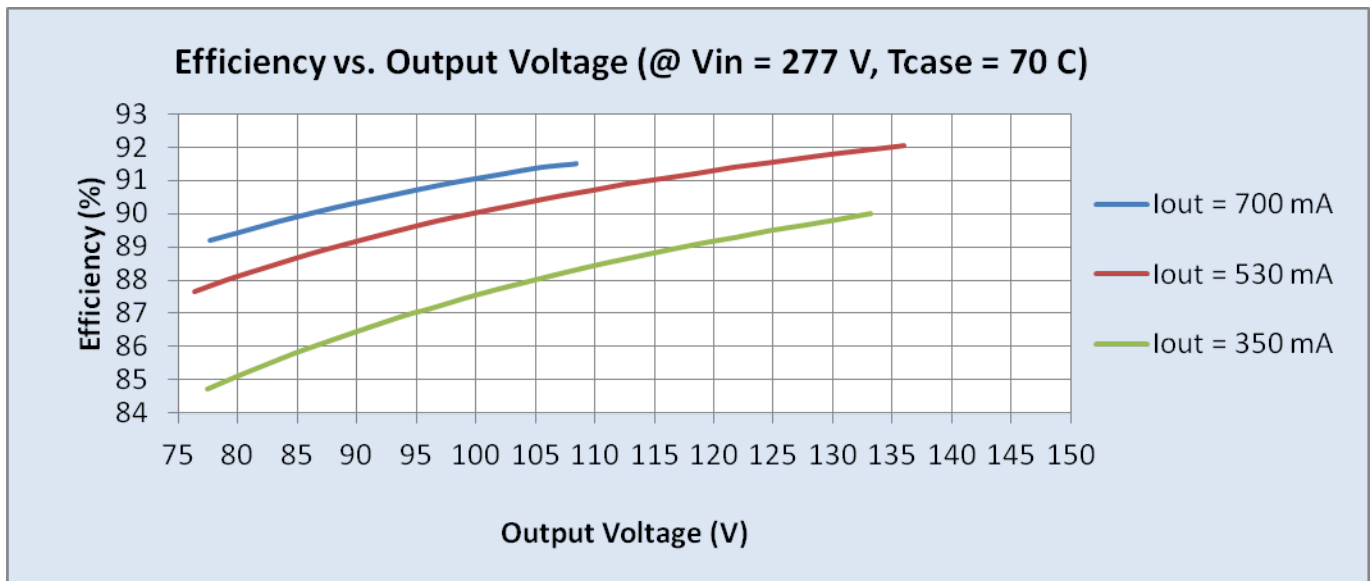
Revised 04/05/2012

# Xitanium 929000702302

75W .35-.7A Prog GL sXt

## Electrical Specifications

9290 007 02302	
Brand Name	XITANIUM
Description	Xitanium 75W .35-.7A Prog GL sXt
Input Voltage	120~200~240~277
Input Frequency	50/60Hz
RoHS	Yes
Status	Active



Revised 04/05/2012

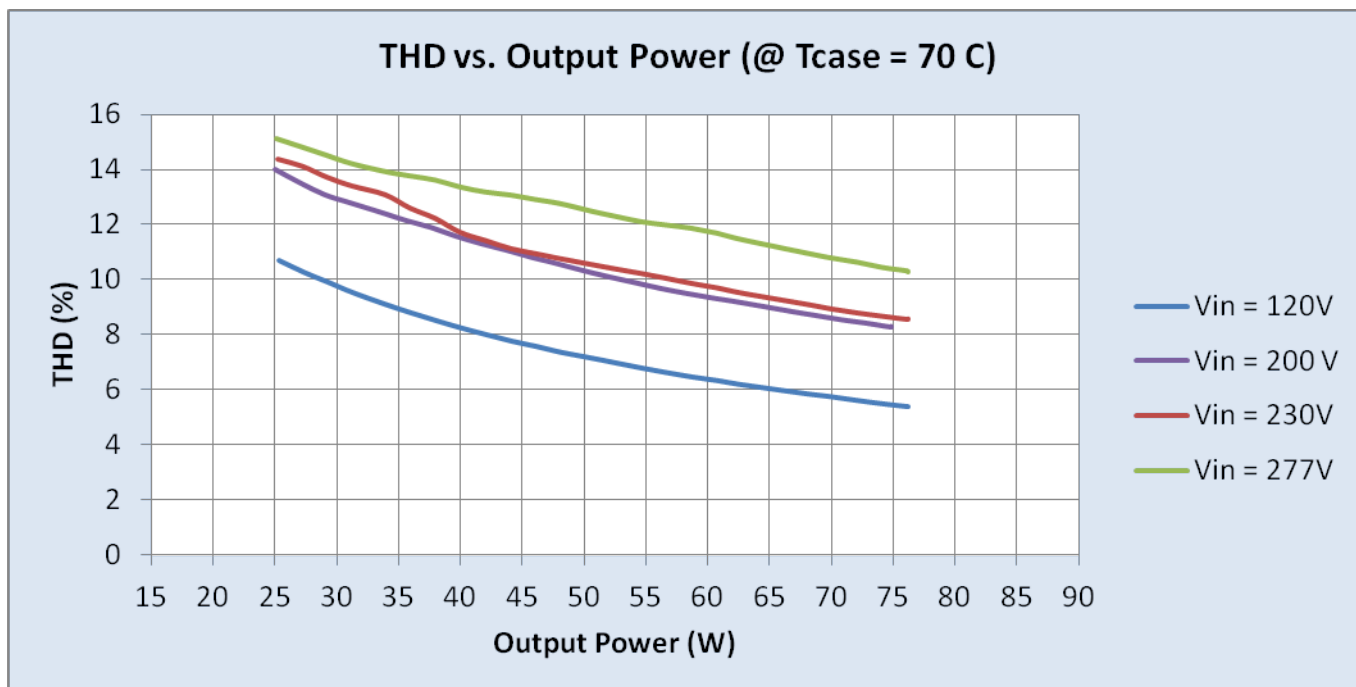


# Xitanium 929000702302

75W .35-.7A Prog GL sXt

## Electrical Specifications

9290 007 02302	
Brand Name	XITANIUM
Description	Xitanium 75W .35-.7A Prog GL sXt
Input Voltage	120~200~240~277
Input Frequency	50/60Hz
RoHS	Yes
Status	Active



Revised 04/05/2012

# Xitanium 929000702302

75W .35-.7A Prog GL sXt

## Electrical Specifications

<b>9290 007 02302</b>	
Brand Name	XITANIUM
Description	Xitanium 75W .35-.7A Prog GL sXt
Input Voltage	120~200~240~277
Input Frequency	50/60Hz
RoHS	Yes
Status	Active

## Programming Interface:

**Xitanium Outdoor Driver Programmer V1.3**

File Tools

**PHILIPS**

**Adjustable Output Current (AOC)**

LED current  mA

Use external Rset

**Module Temperature Limit (NTC)**

Disable NTC protection

NTC warn  C

NTC max  C

NTC min dim level  %

**Startup time**

Start fadeup time  ms

**Constant Lumen Output (CLO)**

Disable CLO

Enable CLO                 %

Hrs

Set LED module working hrs  hrs

**Dimming Interface**

1 - 10V

DALI

Integrated dynadim

No dimming

1-10V Minimum dim level  %

Dim level %

100% 90% 80% 70% 60% 50% 40% 30% 20% 10%

0 1 2 3 4 5 6 7 8 9 10

1-10V Control input voltage (V)

Port Setup **COM 1 Active**

Notes

## Programming Tool:

Pls refer to the website.

Revised 04/05/2012

# Xitanium 929000702302

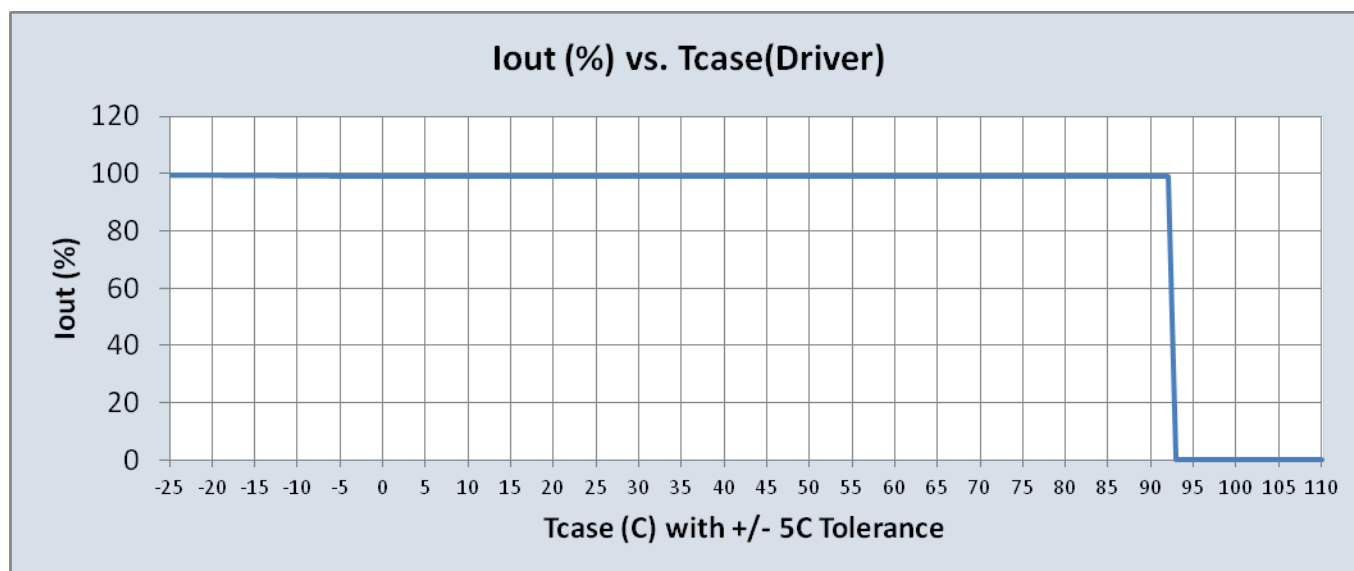
75W .35-.7A Prog GL sXt

## 9290 007 02302

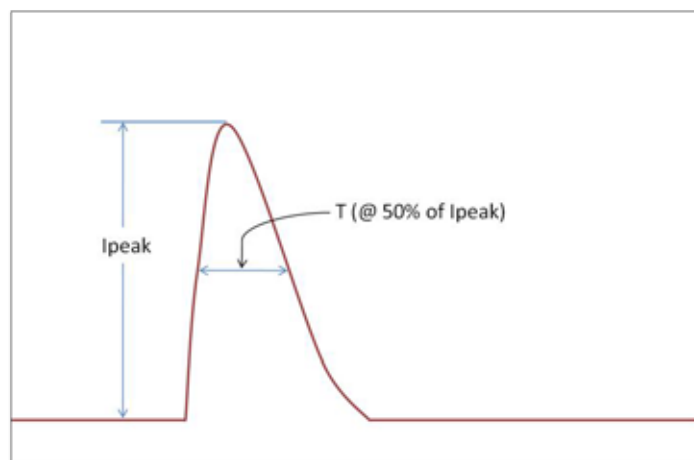
### Electrical Specifications

Brand Name	XITANIUM
Description	Xitanium 75W .35-.7A Prog GL sXt
Input Voltage	120~200~240~277
Input Frequency	50/60Hz
RoHS	Yes
Status	Active

### Iout vs. Tcase of Driver:



### Inrush Current Info:



Vin	Ipeak	T (@ 50% of Ipeak)
120 Vrms	58 A	140 μs
230 Vrms	108 A	140 μs
277 Vrms	126 A	140 μs
305 Vrms	142 A	140 μs

Revised 04/05/2012

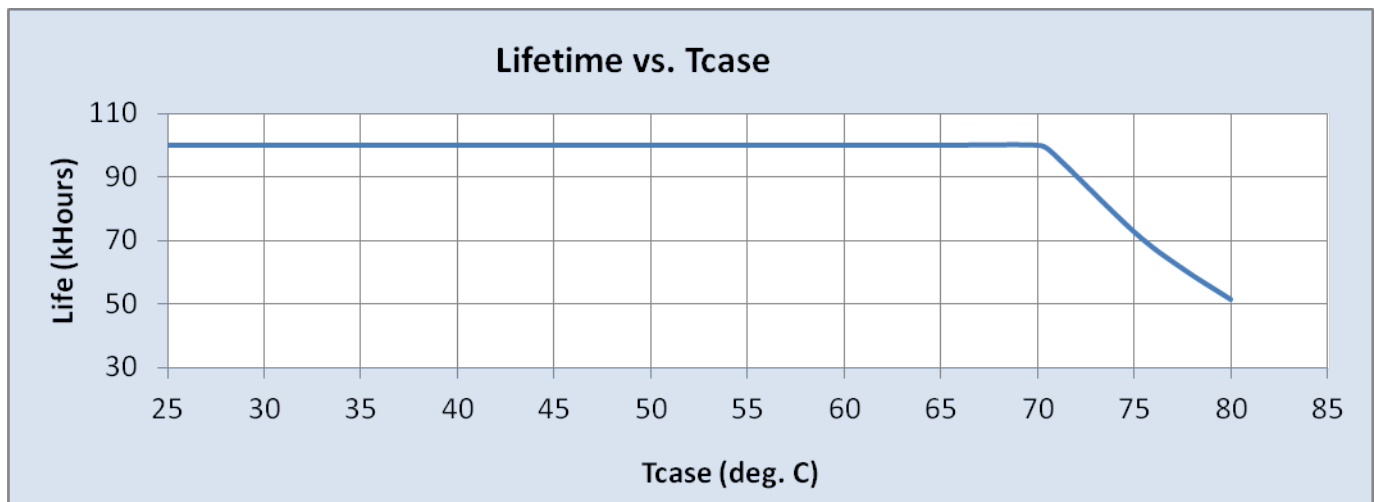
# Xitanium 929000702302

75W .35-.7A Prog GL sXt

## Electrical Specifications

9290 007 02302	
Brand Name	XITANIUM
Description	Xitanium 75W .35-.7A Prog GL sXt
Input Voltage	120~200~240~277
Input Frequency	50/60Hz
RoHS	Yes
Status	Active

## Lifetime vs. Tcase of Driver:



## Failure Rate Info:

1. <0.01% per 1 kHr @ ≤ Tcase 80 C

## Isolation:

Isolation	Input Wires	Output Wires	DALI Wires	0-10V Wires	Chassis
Input Wires	NA	1750	1750	1750	3750
Output Wires+ Fortimo Interface Wires	1750	NA	1750	1750	3750
DALI Wires	1750	1750	NA	NA	3750
0-10V Wires	1750	1750	NA	NA	3750
Chassis	3750	3750	3750	3750	NA

Revised 04/05/2012

# Xitanium 929000702302

75W .35-.7A Prog GL sXt

## Electrical Specifications

9290 007 02302	
Brand Name	XITANIUM
Description	Xitanium 75W .35-.7A Prog GL sXt
Input Voltage	120~200~240~277
Input Frequency	50/60Hz
RoHS	Yes
Status	Active

## Revision History:

Rev No.	Date	Description	Approval	Remarks
1.1	11/17/2011	*Remove graph "Failure rate vs. Tcase	N.T.	
1.2	04/04/2012	* Add Envir. Protection Rating	N.T.	
1.3	04/04/2012	*Add Cycling Temperature to Product Data Table	N.T.	
1.4	04/05/2012	*Remove the "M" in the part#	N.T.	

The information presented in this document is not intended as any commercial offer and does not form part of any quotation or contract.

